











## Session 10 (Feb. 16)

### Part T: Introduction to Code Progress & Q&A with Technical Experts

#	Task	Start	Duration	Seating
T1	Arrival Hello and welcome!	5:45 PM	20m	
T2	Welcome & Notes A warm welcome to all Panelists, plus any notes since the previous session.	6:05 PM	10m	
T3	Small Group Check-In & Silent Reading Time In Base Camp small groups, Panelists come back together, then take time to read through some of the materials provided by City staff, beginning with the "How to Read Code" primer.	6:15 PM	15m	
T4	Presentation by City Staff: Status of Code Work Planning staff tell the Panel what has happened since their previous session: how the Principles have been used, the decision-making context, and the survey.	6:30 PM	11m	
T5	Presentation by Consultant: State Requirements A technical expert from the City's code-writing team explains State HB 2001 requirements.	6:41 PM	12m	
T6	Presentation by Consultant: State Model Code Another technical expert explains details of the State's Model Code.	6:53 PM	12m	
T7	Small Group Q&A & Workshop with Tech. Experts In breakout groups, Panelists talk through the details of the requirements and Model Code.	7:05 PM	30m	
T8	Break	7:35 PM	15m	

### Part U: Synthesis of Technical Information

#	Task	Start	Duration	Seating
U1	Identify Key Points from Technical Presentations In small groups, Panelists identify a few key technical points to remember.	7:50 PM	10m	
U2	Report Back on Key Points Small groups report out with the key information they identified during today's session.	8:00 PM	25m	
U3	Closing What's happening in the next couple of sessions, and wrap-up.	8:25 PM	5m	