


Day 1 - 2024 Deschutes Assembly Manual



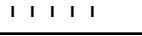

Version 1


Assembly Public Agenda

Note: All full-Assembly (plenary) tasks will be livestreamed to YouTube. Small-group tasks will not be livestreamed, to respect Delegate privacy. For more on our transparency and privacy policy, see healthydemocracy.org/transparency.

Key:







 = Full Assembly

 /  /  /  = Small groups (2, 3, 5 & 10 groups)

 = Loose arrangement (Assembly standing/sitting together)

Day 1 (Sept. 14)

Part A: Welcome & Introductions


#	Task	Start	Duration	Seating
A1	Arrival Hello and welcome!	8:45 AM	30m	
A2	Congratulations & Thank You! Local decision makers welcome the Assembly. Process staff describe the uniqueness and importance of this kind of process.	9:15 AM	20m	
A3	Overview of Privacy & Public Affairs Staff discuss the balance of privacy and transparency in the Assembly, and review policies related to the livestream, videography, photography, public observers, and the media.	9:35 AM	10m	
A4	Delegate Introductions Delegates meet each other, and then introduce each other to the group.	9:45 AM	30m	
A5	Introduction to Why We're Here Staff offer a brief introduction to what this Assembly will consider and who will receive its recommendations.	10:15 AM	10m	
A6	Staff Introductions & Explanation of Roles Staff introduce themselves and briefly talk about their roles within the project.	10:25 AM	25m	

A7 Break







10:50 AM

15m

Part B: Process Orientation

#	Task	Start	Duration	Seating
B1	Process Overview & Agenda Staff give a brief overview of the plan for the whole Assembly process (and specifically this weekend and today).	11:05 AM	15m	
B2	Deliberation (Pt. 1) & Group Discussion Agreements Staff give a high-level introduction to what "deliberation" means and how it works. The Assembly creates expectations for how everyone will interact throughout this process.	11:20 AM	25m	
B3	Deliberation (Pt. 2) & Experience with Housing Staff offer some tips on talking about challenging topics. Then, the Assembly begins digging into the topic by sharing a few personal experiences with each other.	11:45 AM	20m	
B4	Intro to Presenters & Background Info Delegates familiarize themselves with this weekend's presenters and the background info suggested by the Content Committee.	12:05 PM	10m	
B5	Lunch	12:15 PM	45m	

Part C: Information Gathering 1

#	Task	Start	Duration	Seating
C1	Tips for Great Questions & Prep for Presenters After a brief introduction in plenary, Delegates work in small groups to prepare questions for Background Presenters.	1:00 PM	30m	
C2	Background Presentation & Q&A - Presenter 1 Background presenter speaks with the Assembly, and answers questions from the Assembly. With any additional time, Delegates continue to read background info materials.	1:30 PM	35m	
C3	Background Presentation & Q&A - Presenter 2 Background presenter speaks with the Assembly, and answers questions from the Assembly. With any additional time, Delegates continue to read background info materials.	2:05 PM	35m	
C4	Break	2:40 PM	15m	
C5	Debrief Delegates discuss what insights and questions have emerged from the first set of presenters.	2:55 PM	15m	
C6	Context & Players Staff offer a brief overview of all the players involved in this project.	3:10 PM	15m	
C7	Deliberation (Pt. 3): Cognitive Biases & Group Work Staff invite a brief discussion on how our brains deal with information and how groups work together.	3:25 PM	20m	
C8	Closing End-of-day housekeeping and reminders for tomorrow.	3:45 PM	15m	